


AGC

1/4" x 1 1/4" Fast-acting glass tube fuses



Agency information

- UL Listed Card: AGC 1/20-10
- UL Recognition Card: AGC 11-40
- CSA Component Acceptance Card (Class No. 1422 30)
- CSA Certification Card (Class No. 1422 01)

Environmental data

- Shock: 1/20 - 3/4A – MIL-STD-202, Method 213, Test Condition I; 1 - 30A –MIL-STD-202, Method 207, (HI Shock)
- Vibration: 1/20 - 30A – MIL-STD-202, Method 204, Test Condition A (Except 5g, 500Hz)

Product features

- Fast-acting
- Optional axial leads available
- 1/4" x 1 1/4" (6.3 x 32mm) physical size
- Glass tube, nickel-plated brass endcap construction
- UL Listed product meets standard 248-14

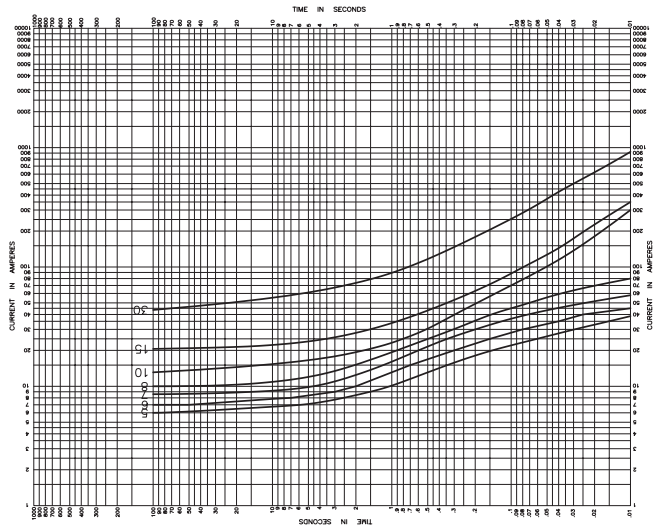
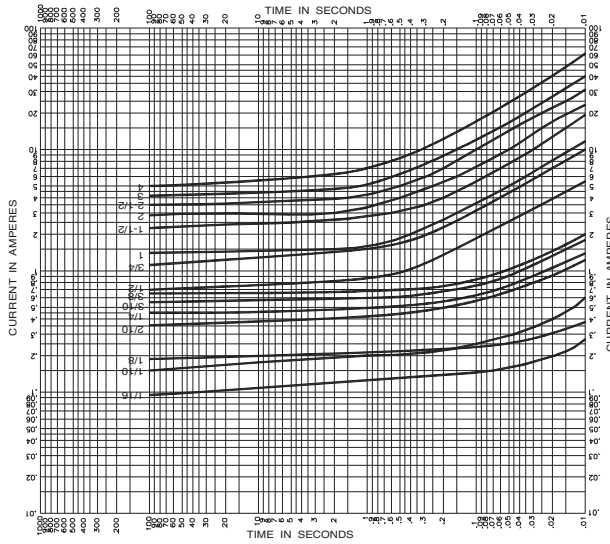
Ordering

- Specify packaging code prefix, part number and option code suffix (if applicable)

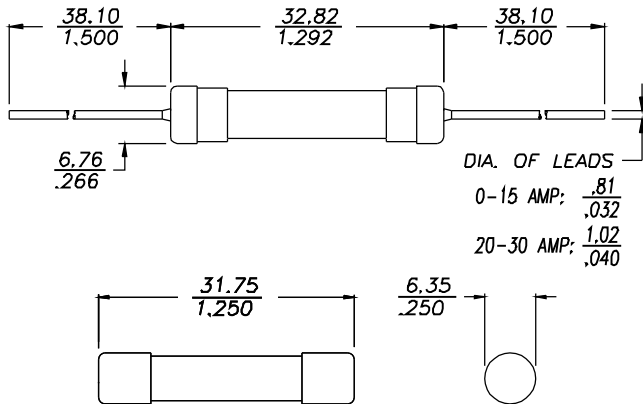
Part Number	AC Voltage Rating	SPECIFICATIONS					
		AC Interrupting Rating (amps)			Typical DC Cold Resistance* (Ω)	Typical Melting I ² t AC	Typical Voltage Drop [‡]
		250	125	32			
AGC- 1/20-R	250	35	10,000	—	4.500	0.00773	0.67
AGC- 1/40-R	250	35	10,000	—	12.565	0.000787	6.00
AGC- 1/80-R	250	35	10,000	—	6.800	0.00131	4.67
AGC- 1/160-R	250	35	10,000	—	4.900	0.00637	4.12
AGC- 1/320-R	250	35	10,000	—	3.360	0.00435	4.51
AGC- 1/640-R	250	35	10,000	—	2.300	0.0148	0.89
AGC- 1/1280-R	250	35	10,000	—	1.670	0.0208	2.88
AGC- 1/2560-R	250	35	10,000	—	1.203	0.0321	4.59
AGC- 1/5120-R	250	35	10,000	—	0.615	0.269	0.59
AGC- 1/10240-R	250	35	10,000	—	0.312	0.815	0.37
AGC-1-R	250	35	10,000	—	0.190	1.615	0.31
AGC-1- 1/2-R	250	100	10,000	—	0.145	0.018	0.35
AGC-1- 1/4-R	250	100	10,000	—	0.115	0.0149	0.27
AGC-2-R	250	100	10,000	—	0.078	0.00509	0.28
AGC-2- 1/2-R	250	100	10,000	—	0.067	0.00588	0.26
AGC-2- 1/4-R	250	100	10,000	—	0.057	0.00879	0.31
AGC-3-R	250	100	10,000	—	0.045	0.0167	0.25
AGC-4-R	250	200	10,000	—	0.030	0.0305	0.22
AGC-5-R	250	200	10,000	—	0.024	0.045	0.23
AGC-6-R	250	200	10,000	—	0.020	0.071	0.23
AGC-7-R	250	200	10,000	—	0.017	0.105	0.23
AGC-7- 1/2-R	250	200	10,000	—	0.0146	—	—
AGC-8-R	250	200	10,000	—	0.014	0.152	0.19
AGC-9-R	250	200	10,000	—	0.012	0.21	0.18
AGC-10-R	250	200	10,000	—	0.008	0.492	0.20
AGC-12-R	32	—	—	1000	0.0070	—	—
AGC-14-R	32	—	—	1000	0.0062	—	—
AGC-15-R	32	—	—	1000	0.006	0.566	0.14
AGC-20-R	32	—	—	1000	0.004	1.438	0.12
AGC-25-R	32	—	—	1000	0.003	2.109	0.11
AGC-30-R	32	—	—	1000	0.002	3.807	0.12
AGC-35-R	32	—	—	1000	0.0014	—	—
AGC-40-R	32	—	—	1000	0.0019	—	—

* DC Cold Resistance (Measured at ≤10% of rated current)
 † Typical Melting I²t (A²Sec) (I²t was measured at listed interrupting rating and rated voltage.)
 ‡ Typical Voltage Drop (Voltage drop was measured at 25°C ambient temperature at rated current)

Time-Current Curves



Dimensions - mm/in



Packaging Code Prefix	
Code	Description
BK	100 pieces of fuses packed into a cardboard carton with flaps folded
BK1	1000 pieces of fuses packed into a cardboard carton with flaps folded
Option Code Suffix	
Code	Description
B	Board Washable - Hermetically sealed to withstand aqueous cleaning
V	Axial leads - copper tinned wire with nickel-plated brass overcaps
-R	RoHS Compliant

Life Support Policy: Eaton does not authorize the use of any of its products for use in life support devices or systems without the express written approval of an officer of the Company. Life support systems are devices which support or sustain life, and whose failure to perform, when properly used in accordance with instructions for use provided in the labeling, can be reasonably expected to result in significant injury to the user.

Eaton reserves the right, without notice, to change design or construction of any products and to discontinue or limit distribution of any products. Eaton also reserves the right to change or update, without notice, any technical information contained in this bulletin.

Eaton
Electronics Division
1000 Eaton Boulevard
Cleveland, OH 44122
United States
www.eaton.com/electronics

© 2017 Eaton
All Rights Reserved
Printed in USA
Publication No. 2543
May 2017

Eaton is a registered trademark.

All other trademarks are property of their respective owners.